



**JKG INTERNATIONAL SCHOOLINDIRAPURAM
CLASS- UKG**

**SUMMER VACATION HOME WORK
Session 2024-25**

Integrated Project

Aligned with NEP guidelines, we're implementing integrated project-based learning wherein students will prepare project for all the subjects united by a common theme. This approach fosters a deeper grasp of subject matter and illuminates connections between diverse areas of study.

Dear Parents and Students,
Greetings!!


Our theme for the Project of the entire academic year is "**TRANSPORTS**". Based on this theme, we have designed your holiday homework. We embark on a fascinating journey to explore about transports and their different types. Through engaging activities and tasks , we aim to deeper our understanding of the invaluable role of different modes if transports in our society.


General Instructions

- Whenever you go out for any task or work or on a trip/vacation, observe different modes of transports you use to travel and segregate them on the basis whether they take you via road, air or water.
- Draw any one transport you observed and colour it. Also mention type of transport; Land, Water and Air.
- **Your Own Work**- Do most of the project by yourself. Parents can help explain things, but let your ideas and handwriting be the star.
- Maintain the printouts of worksheets and the notebook work given in the homework and submit it after the vacations.
- Parents are requested to download Padlet link to upload photographs and videos that is given at the end of the homework.
- Click the pictures while doing the fun activities given in homework and share through padlet link.
- Date of submission of HHW –1st july'24.


*** Revise Syllabus of all the subjects for Assessment-1.**


Here are some tips to help establish a healthy daily routine for your learners.


 **Make a schedule:** Since school is closed, it is important to reinforce what is done at school, so make a daily routine for kids and ensure they spend some time with books.


 Involve them in shoe lacing and zipping /unzipping.

 Encourage your child to **speak the golden words** like: sorry, please, thank you, excuse me.




 Encourage story telling - Show and Tell. Tell the kids to **speak few lines** on their favorite food.

 **Pretend Play:** It encourages creativity. Give them some toys like kitchen set, dolls, teddies, cars and encourage them to speak in English while playing roles with them.

 Play with toy collection at home – for eg. building blocks, play-sets, and puzzles are just a few of the good toys that can keep kids engaged for hour.

 Collect all the plastic waste at your home on daily basis and bring it to school. Click photographs of your collection and share on padlet link. Consider the environmental benefits of reducing plastic consumption and share your thoughts with your peer mates when you return to school.

“I CARE FOR NATURE”

-  Put a bowl of water for birds and animals.
-  Water the plants daily.
-  Always throw your trash in dustbin.

Activities

Activity # 1

“Be a little chef”

lemonade making – Learners will have fun making their own lemonade and enjoy drinking them.

Key ingredients:

- 1 cup sugar (can reduce to 3/4 cup)
- 1 cup water (for the simple syrup)
- 1 cup freshly squeezed lemon juice
- 2 to 3 cups cold water, to dilute



Activity #2

Its healthy & tasty - it's Milk Time

(World Milk Day – 1st

June)Oreo shake

Ingredients:

Oreo biscuits, milk, ice-cream, chocolate syrup.



- 1. Crush the Oreos.** Just pop them in a plastic bag and bash gently with a rolling pin. That's the cookies *with* the filling!
- 2. Blend ingredients.** Add the milk first, followed by the ice cream, then the cookie crumbs. Blender until smooth.
- 3. Top and garnish.** Pour the shakes into glasses, add a big dollop of whipped cream, and drizzle with chocolate syrup. Pop an extra Oreo on top for that final touch.
- 4. Serve and enjoy.** Grab a straw and a spoon, and sip your homemade Oreo milkshake.

Activity #3

Body parts

Make body parts with clay and name each body parts on A4 sheet.



Activity #4

"craft Time"

Make i-e words kite , as picture given below

Name any i-e word transport and also write which means of transport is it.



Activity #5

Movie Time

Watch 'Baby's Day Out' movie mentioned below with your family. After that, draw the main character of the movie on a A-4 size sheet.



Activity # 6

Small , Smaller and Smallest

Make transport with clay. Like, for small - make truck, for smaller - car and for the smallest- bicycle.

Activity #7

Make words

Make o_e words through foil paper and paste it on A 4 sheet.



Activity #8

Happy Father's Day (16th June)

"A son's first hero and daughter's first love"

Make a beautiful card for your father, make a video and send it to the class teacher.



Activity # 9

International Yoga Day (21st June)

“Yoga has the power to develop healthy lifestyle habits along with keeping you fit and focused.”

Let's boost the mental and physical health and wellness of our children. Our little champs will be yoga instructor for their parents and guide them in performing different asanas as ABC poses.

A is for aeroplane pose

B is for boat/ butterfly pose

C is for cat pose

D is for downward dog



Activity # 10

Sense wheel.

Make a sense wheel, and paste the picture on it .
for the reference ;-



Activity # 11

"House Activity"

Kids will draw a family on sheet and will frame that sheet on house cutout.



Activity # 12

"Shapes"

Trace shapes with different items from the house on A4 sheet like- for circle trace with plate and write the names of the shapes.

Trace only 4 shapes (Rectangle , square , triangle & circle)

Notebook Work

Students are asked to practice the below given assignments in their notebooks.

English

Write a_e words & u_e words in notebook.

Hindi

Write दो , तीन और चार अक्षर के शब्द in notebook.

Math

Write counting 1 – 100 in notebook.

<https://padlet.com/aashi7mittal/ukg-f59onxzu0mvgu9yc>

